



Isle of Man
Government

Reiltys Ellan Vannin

Isle of Man Labour Market Report April 2024

Statistics Isle of Man

Cabinet Office

May 2024

ISLE OF MAN LABOUR MARKET APRIL 2024



KEY POINTS AS AT THE END APRIL 2024

REGISTERED UNEMPLOYED

281

DECREASE IN NUMBER OF REGISTERED UNEMPLOYED

Unemployment has decreased by 11 persons from the previous month (March 2024), and has increased by 19 persons compared with the same month last year (April 2023).

UN-EMPLOYMENT RATE

0.6%

UNEMPLOYMENT % RATE

The unemployment rate for April 2024 is 0.6%, decreasing by 0.1% on the previous month (March 2024). The unemployment rate is the proportion of economically active population registered unemployed.

VACANCIES

918

INCREASE IN LIVE VACANCIES AS AT THE END OF THE MONTH

918 job vacancies remained at the Job centre in April 2024, which is an increase of 81 vacancies compared to the previous month (March 2024). Of these, 58% (528) were full time positions and 42% (390) were part time.

ILO ESTIMATE

726

INTERNATIONAL LABOUR ORGANISATION ESTIMATE OF UNEMPLOYMENT

It is estimated that 726 individuals are unemployed and looking for work in April 2024 compared with 737 in March 2024. This amounts to an unemployment rate of 1.6%. See Methodology section for further details.

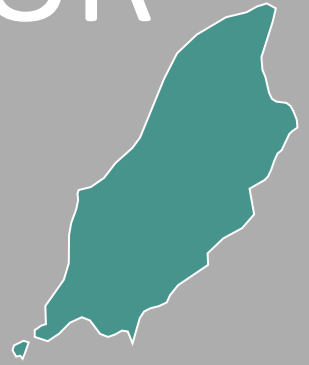


191 Unemployed
Males
68%




90 Unemployed
Females
32%


ISLE OF MAN LABOUR MARKET APRIL 2024



SECTORS WITH HIGHEST NUMBERS OF UNEMPLOYED PERSONS - APRIL 2024



Catering and Entertainment
30



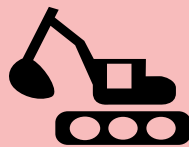
Miscellaneous Services
30




Retail Distribution
26



Other Business Services
25



Construction - Unskilled
20



Tourist Accommodation
13

SECTORS WITH HIGHEST NUMBERS OF JOB VACANCIES REMAINING - APRIL 2024



Medical and Health Services
222



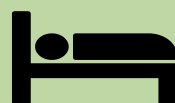
Retail Distribution
130



Other Business Services
93



Catering and Entertainment
91



Tourist Accommodation
87



Miscellaneous Services
39

Registered Unemployment April 2024: Detailed Breakdown

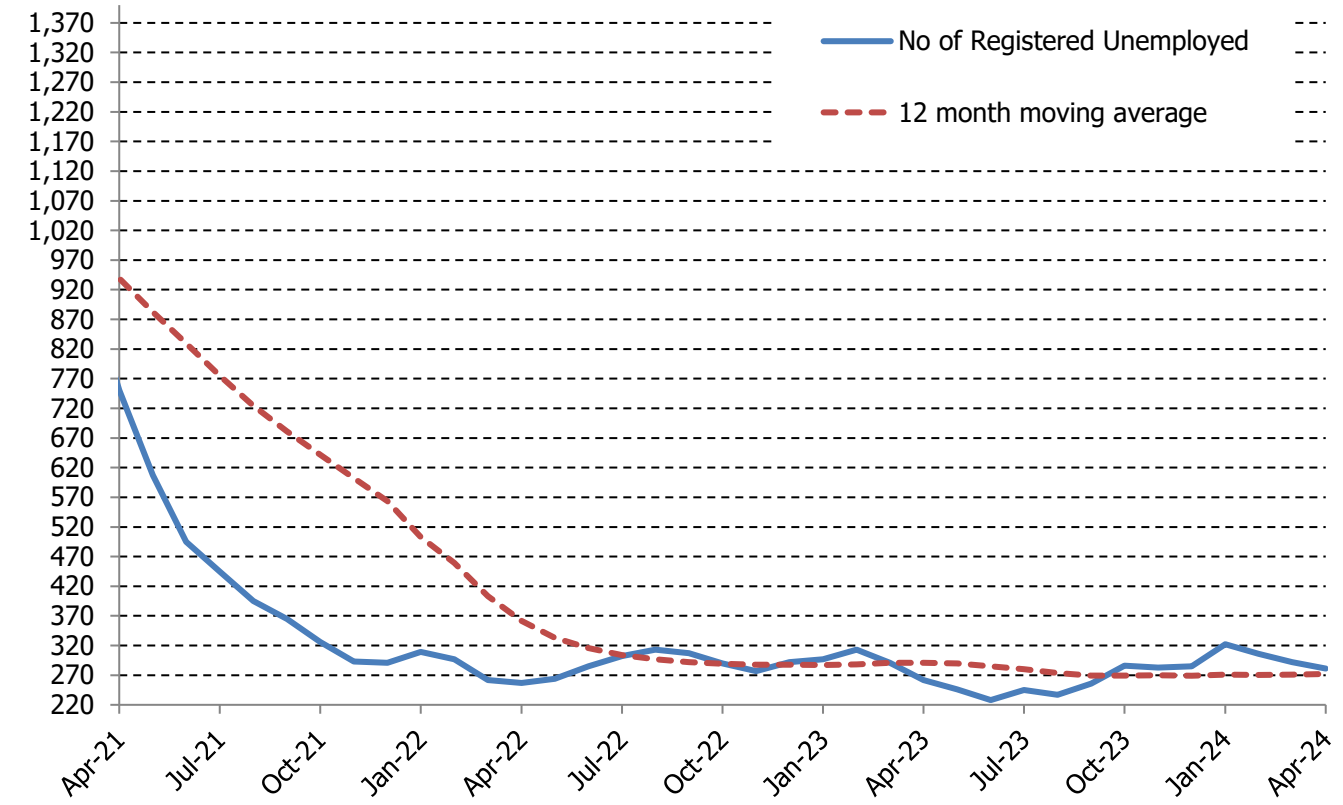
	Current Month Apr 24	Last Month Mar 24	Net Change over Month	Last Year Apr 23	Net Change over Year
Total Unemployment :-	281	292	-11	262	19
Males	191	200	-9	169	22
Females	90	92	-2	93	-3
Included amongst the Unemployed are:-					
Persons Requiring Work Permits	0	0	0	0	0
Persons under 18	11	10	1	7	4
Claimants signing for credits only	22	14	8	22	0

Historic Isle of Man Registered Unemployment

	Jan	Feb	Mar	Apr	May	Jun	Jul	Aug	Sep	Oct	Nov	Dec
2000	269	267	242	187	167	192	211	204	203	198	211	206
2001	255	229	192	173	154	157	178	182	149	165	187	211
2002	244	266	224	198	183	184	202	195	189	195	219	235
2003	263	284	293	249	236	273	332	369	301	329	334	327
2004	386	416	376	363	364	315	351	390	378	423	452	487
2005	543	552	542	561	556	517	582	569	577	563	589	591
2006	622	646	615	563	545	544	602	600	571	604	568	577
2007	586	616	552	624	569	594	614	633	593	611	562	571
2008	627	596	532	543	550	519	591	595	605	667	641	721
2009	926	980	947	925	915	922	967	981	901	888	885	878
2010	1,029	970	924	867	792	794	822	771	748	753	735	795
2011	856	867	891	843	806	846	890	830	890	910	971	979
2012	1,100	1,043	1,031	1,037	956	992	1,017	992	1,014	1,065	1,014	1,020
2013	1,176	1,181	1,208	1,108	1,072	1,056	1,055	1,028	1,022	1,064	1,117	1,159
2014	1,182	1,146	1,061	986	890	918	934	904	859	866	864	882
2015	973	930	865	834	768	768	790	776	765	774	786	861
2016	873	828	794	711	663	636	620	596	592	552	573	579
2017	601	574	507	462	440	407	420	393	338	336	319	335
2018	361	373	399	407	330	313	321	336	331	325	330	354
2019	368	371	349	314	305	302	334	337	320	332	337	376
2020	404	389	850	1,347	1,283	1,133	1,100	1,000	885	797	770	756
2021	1,034	822	938	751	607	495	445	395	365	326	293	291
2022	309	297	262	257	264	285	302	313	307	290	277	292
2023	297	313	291	262	246	228	245	237	256	286	283	285
2024	322	306	292	281								

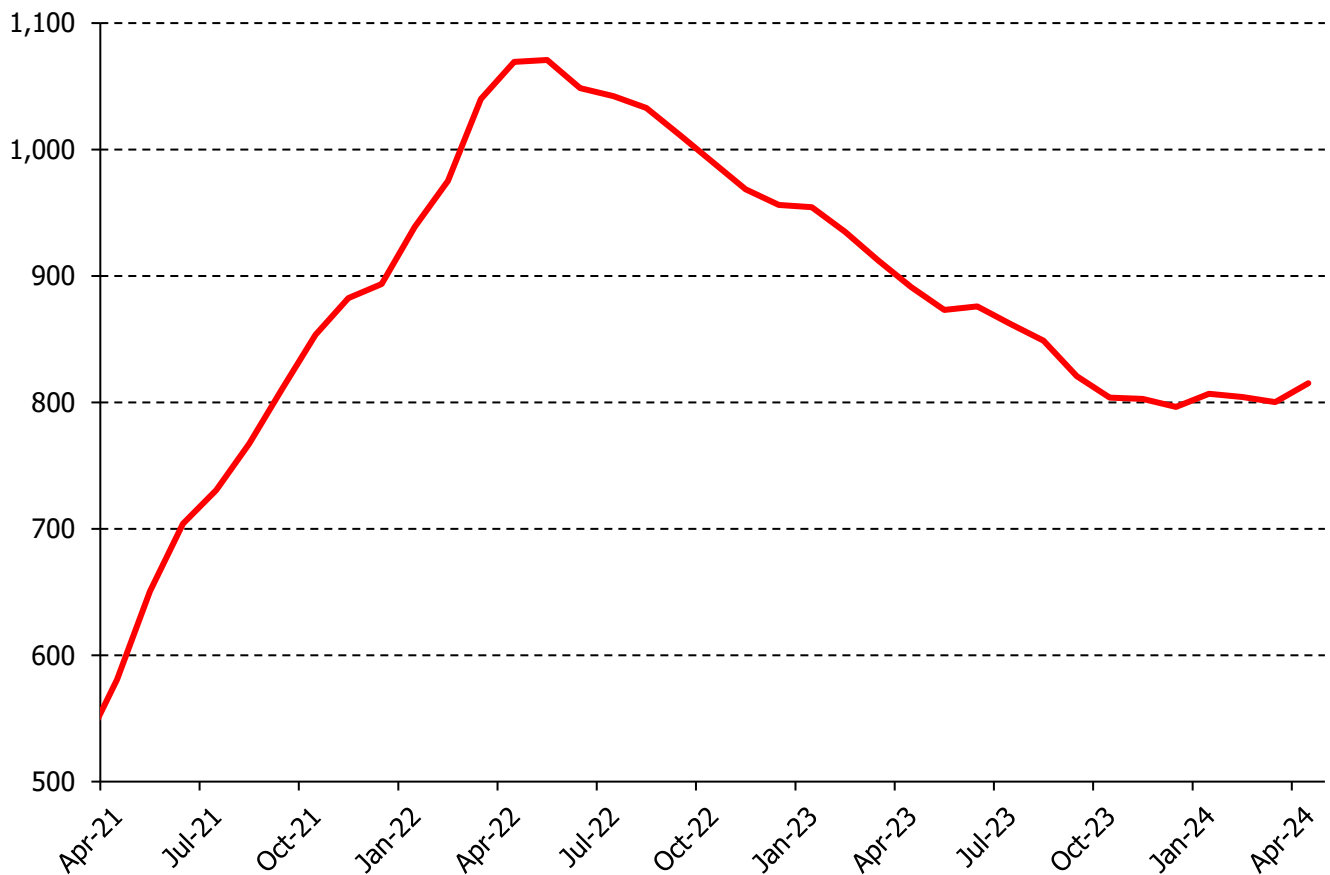
Source: Social Security, Treasury

Number of Registered Unemployed – April 2021 to April 2024



Source: Social Security, Treasury

Number of Vacancies Received During the Month – April 2021 to April 2024



Note: 12 month moving average

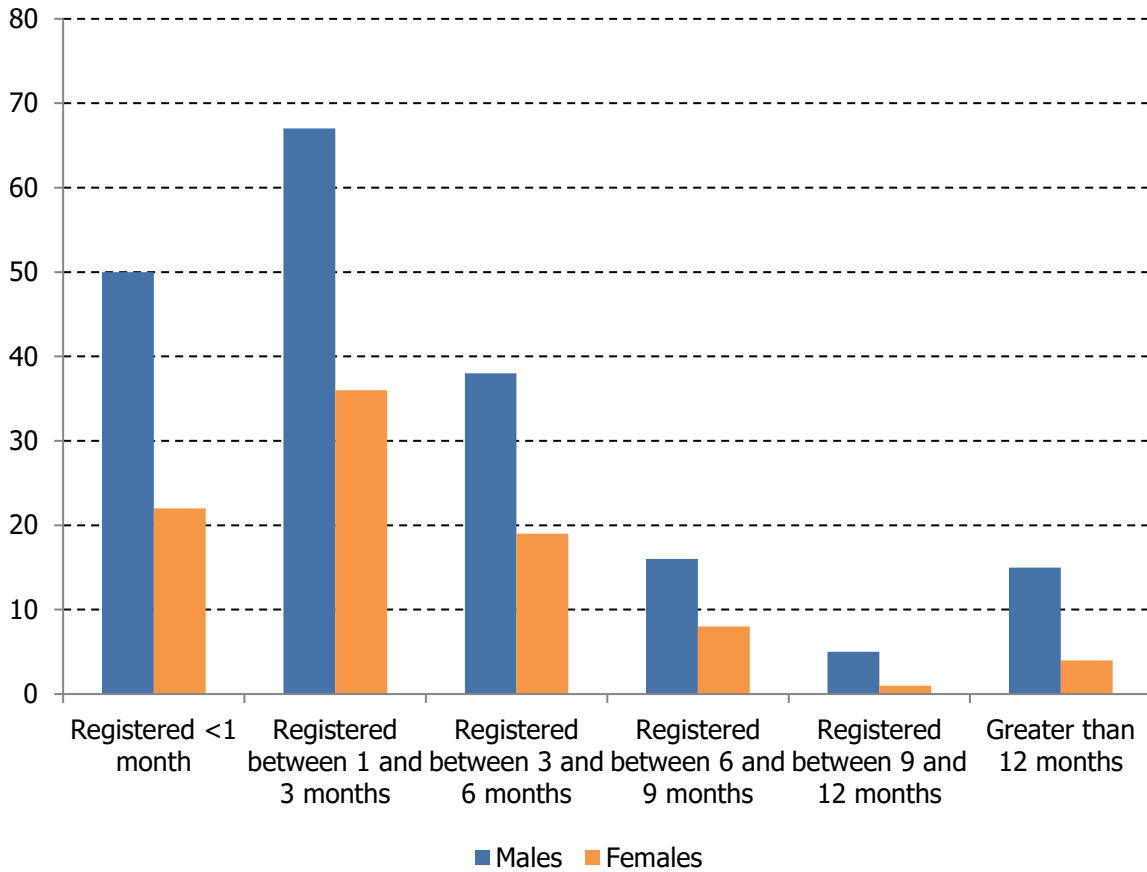
Source: Job Centre, Social Security, Treasury

Unemployment and Vacancies by Industrial Sector

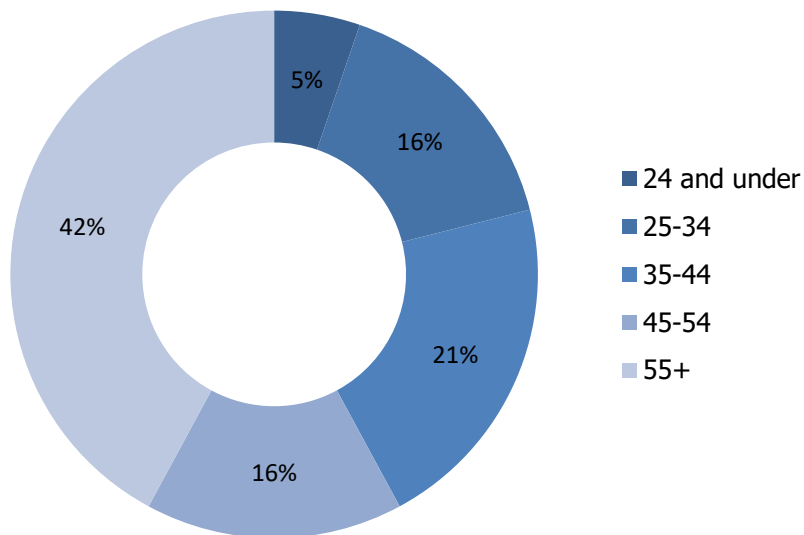
Industrial Sector	Unemployed Persons			Vacancies Remaining Apr 24
	Apr 24	Mar 24	Apr 23	
Accountancy and Legal Services	0	1	3	33
Agriculture Forestry & Fishing	4	4	2	8
Banking	5	6	4	22
Construction - Unskilled	20	18	8	15
Construction-Skilled	9	10	16	28
Education / Teaching	5	5	2	27
E-Gaming	10	10	5	19
Film Production	0	0	0	0
Information Communication Technology	7	9	3	19
Insurance	3	2	5	3
Manufacturing	4	3	11	17
Medical & Health Services	11	12	12	222
Miscellaneous Services	30	30	18	39
Other Business Services	25	30	22	93
Other Catering & Entertainment	30	32	24	91
Other Financial Institutions	6	6	4	17
Other Professional or Technical Services	0	0	1	0
Property Owning & Managing	0	1	1	1
Public Administration	8	10	10	20
Retail Distribution	26	27	23	130
Tourist Accommodation	13	13	13	87
Transport & Communication	2	2	3	13
Utilities	0	0	0	5
Wholesale Distribution	0	0	1	9
Leaving From Or Arriving On Island	9	9	7	n/a
Other Benefits, Training Centre, Prison	21	20	38	n/a
School Leavers Students etc.	11	11	10	n/a
Not identified	22	21	16	n/a
Total	281	292	262	918

Sources: Job Centre, Social Security, Treasury

Unemployment by duration and gender



Long Term Unemployed by Age



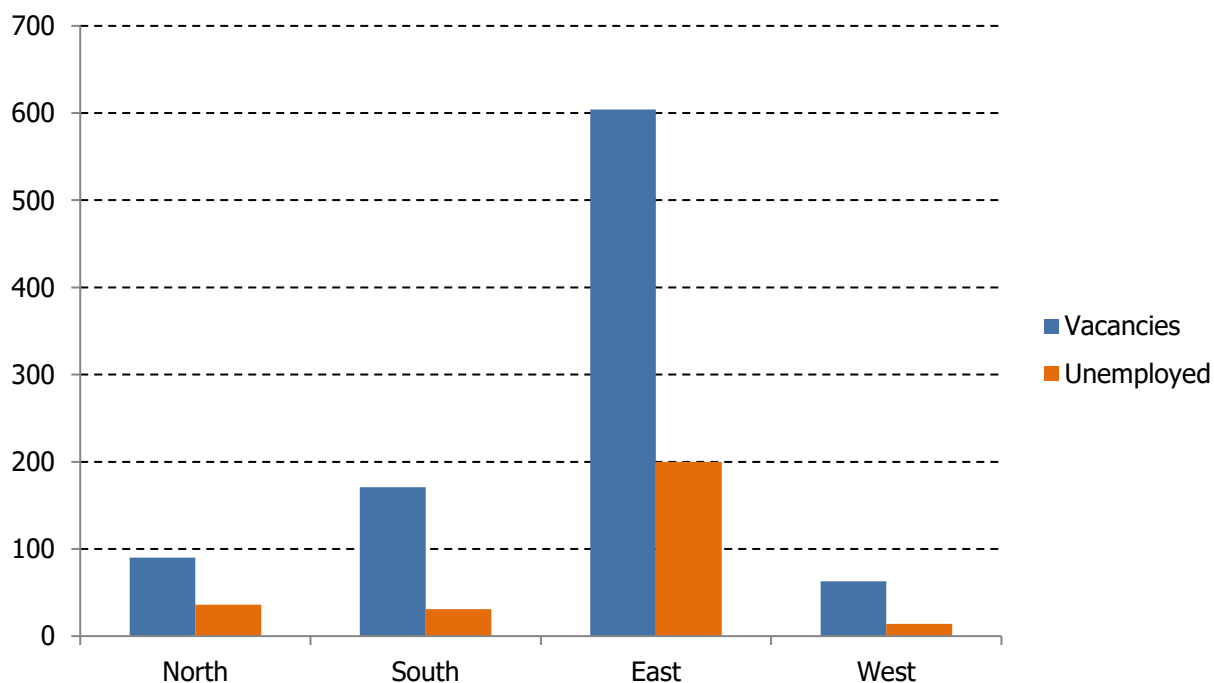
Note: Long term unemployed refers to those who have been unemployed for 12 months or longer. For April 2024, 19 persons are classed as long term unemployed.

Unemployment by Duration and Age of Claimant

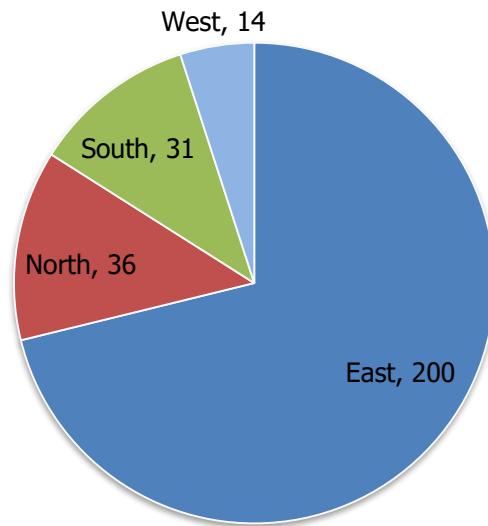
	Under 20	20 - 29	30 - 39	40 - 49	50 - 59	60 and Over	Total
Less than 1 month	14	21	7	15	11	4	72
1 month and up to 3 months	15	21	21	18	14	14	103
3 months and up to 6 months	6	16	11	9	7	8	57
6 months and up to 1 year	4	11	4	6	5	0	30
1 year and up to 2 years	0	1	2	3	0	4	10
2 years and up to 4 years	0	0	2	1	2	0	5
4 years and over	0	0	0	0	3	1	4
Total	39	70	47	52	42	31	281

Source: Job Centre, Social Security, Treasury

Vacancies per Region by Unemployment per Region

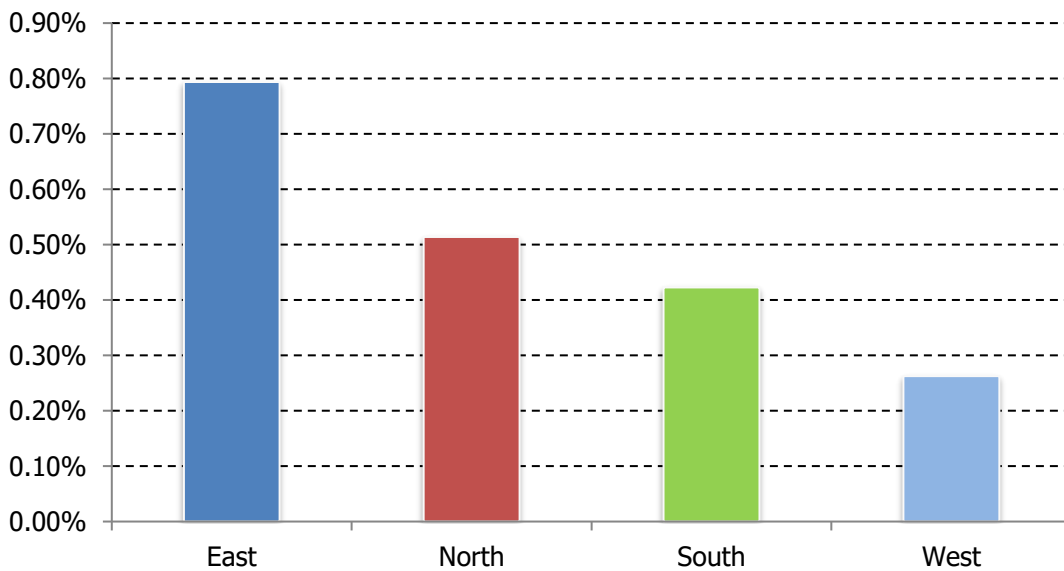


Unemployed Persons by Region



Regional Unemployment Rates

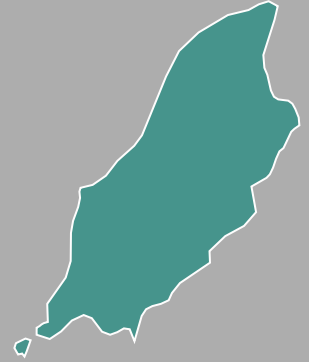
Source: Social Security, Treasury



Note: The regional unemployment rates are the number of unemployed in each region as a proportion of the economically active in that region, as determined by the 2021 Census.

East	North	South	West
Douglas	Ramsey	Castletown	Peel
Laxey	Andreas	Port Erin	German
Onchan	Ballaugh	Port St Mary	Michael
Braddan	Bride	Arbory	Patrick
Lonan	Jurby	Malew	
Marown	Lezayre	Rushen	
Santon	Maughold		

ISLE OF MAN LABOUR MARKET METHODOLOGY AND CONTACTS



METHODOLOGICAL NOTES

Registered unemployment is measured as a claimant count of those persons registered for Job Seekers Allowance (JSA). There is no legal requirement to register to receive Job Seekers Allowance.

International Labour Organisation (ILO) definition

There are two common measures of unemployment: the claimant count (as detailed above), and that used by the ILO. The ILO measure includes not only those who are registered as unemployed (such as claiming JSA) but also those who are not registered but may still be looking for work.

Historically, the Island has only published the ILO definition of unemployment when census results have been made available. This report uses analysis of the ILO unemployment rate and the claimant count rate to generate an estimate of number of individuals that may be unemployed and actively seeking work but not registered as doing so.

In February 2022, the economically active population used in the calculation of the unemployment rate was updated to 44,875 to bring in line with the 2021 Isle of Man Census. The previous figure, based on the 2016 Census, was 42,777.

Additional information may be supplied on request.


CONTACT DETAILS

For further information please contact : Statistics Isle of Man, Nivison House, 31 Prospect Hill, Douglas, IM1 1ET Email: statistics@gov.im Telephone: (+44) 01624 685742



Isle of Man
Government

Reiltys Eilan Vannin



GhUghVj' =gY' cZA Ub

B'j' j'gcb' <ci gY

Prospect Hill

Douglas

Isle of Man

IM1 1ET

Email: **Statistics@gov.im**

www.gov.im/